

# Freeport-McMoRan, Inc.

## US Satellite\*

Recommended since 18.01.2022

27.06.2023



Country	US	Market capitalization (bn)	USD	56,7	Perf. since reco. (%)	
Sector	Materials	Free float		98,5%	Freeport-McMoRan, Inc.	-11,3
Factset	FCX-US	Closing price	USD	39,27	Sector	-6,8
ISIN	US35671D8570	ESG Risk score*	31,3	High risk		

### Profile

Founded in 1988, Freeport-McMoRan is a US mining company based in Phoenix, Arizona, specialising in the production of copper (among the top five – 70% of sales), gold (12%) and molybdenum (6%). The business is geographically diversified, with production split between North America (Arizona, Colorado and New Mexico), South America (Peru and Chile) and Indonesia.

### Strengths/opportunities

- Among the leading producers of copper, the group is almost a pure player (70% of sales), with average reserve life of c. 30 years and potential for additional resources.
- After significant deleveraging over the past four years, the balance sheet is now particularly strong (with gearing of 6%).

### Weaknesses/threats

- Highly sensitive to fluctuations in the price of copper and, to a lesser extent, gold.
- Presence in Indonesia. But also Chile and Peru (c. 20% of sales), facing growing geopolitical risk: regulation and reform of taxes/royalties are to be monitored.

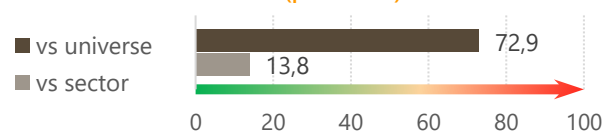
### Investment case

- Freeport is one of the few major mining companies to be a pure player in copper. Widely used in low-carbon solutions, copper is an essential commodity that will benefit fully from the energy transition. In light of this new source of demand, production will need to increase in the medium term to meet future requirements. Supply is expected to more or less meet demand in 2022-23, with demand set to outstrip supply from 2024-25. This situation should support copper prices over this time frame.
- The company is currently in a production growth phase, with copper and gold volumes increasing by 11% and 29% respectively in 2022. However, 2023 will be a flat year. The cash return to shareholders (dividend and share buyback) will depend on market conditions and cash generation. Of the USD 5bn share buyback announced, USD 1.8bn has been completed. The remaining USD 3.2bn has been put on hold in view of the current environment (lower copper prices over the year and cost inflation, negatively impacting cash generation).
- The prospects of recession in developed countries and a less buoyant economic recovery than expected in China are weighing on commodities in the short term. Nevertheless, copper fundamentals remain positive, with constrained supply and low inventory levels providing a favorable environment when demand picks up again. Freeport will be well positioned to take advantage of this situation.

### Valuation

The stock is valued on an EV/EBITDA NTM of 5,8x, i.e. a premium of 9% compared to its historical 10-year average. The FCF yield is 3.5%. With deleveraging now complete, the dividend yield should increase over the medium term.

### ESG risk vs. universe & sector (percentile)\*



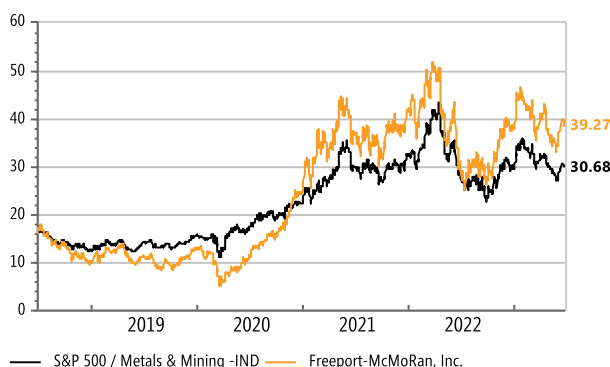
USD	12/2022	2023e	2024e
Sales revenue (mio)	23 334	23 511	24 638
Sales growth	4,4%	0,8%	4,8%
EBIT adjusted (mio)	7 164	7 556	8 659
% of sales	30,7%	32,1%	35,1%
Net income (mio)	3 542	2 763	3 084
Net income growth	-23,6%	-22,0%	11,6%
FCF/Sales	7,2%	7,2%	15,1%
Net debt/Ebitda	0,3x	0,3x	0,2x
Dividend yield	1,5%	1,5%	1,5%
EV/EBITDA	6,2x	6,2x	5,3x
P/BV	3,2x	3,0x	2,7x

Factset estimates

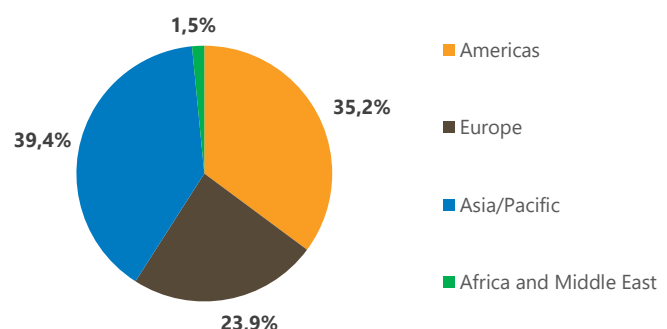
### ESG - risks and key points

- Freeport's ESG risk is high despite the company's sound governance. The company has in the past been involved in high levels of controversy.
- Freeport is exposed to risks relating to employee safety, environmental damage and regulatory requirements (water consumption, controlling pollution, processing of tailings, etc.). The use of riverine tailings at the Grasberg mine increases its risk profile.

### 5-year performance vs sector



### Sales breakdown - 12/2022



\*: see overleaf

# Glossary

## Satellite

From 2015, B&Cie separates its investment recommendations into Core Holdings (higher organic growth potential, high free cash flow, ROCE in excess of the cost of capital and balance sheet efficiency throughout the cycle) and Satellite Recommendations, which do not meet the above criteria but are likely to outperform in the short-to-medium term.

## ESG Risk Score

At B&Cie, we take particular care to ensure that the companies in which we recommend investing are sustainable. Accordingly, our selection process takes account of risks relating to environmental, social and governance (ESG) issues. This approach is underpinned by research from Sustainalytics, the global leader in ESG and corporate governance analysis, whose methodology aims to identify major controversies and risks and assess a company's ESG risks relative to both its sector and the investment universe as a whole. The corresponding score is expressed as a percentile: the lower the overall risk score, the lower the risk within the investment universe.

## b-Digital, b-Transition & b-Well

Over and above the conventional geographical and sectoral approaches to asset management, at B&Cie we believe the world of tomorrow is being shaped by structural trends. We have identified three main megatrends: ongoing digital globalisation of the economy; economic transition, particularly in the energy sector; and the quest for wellness. We believe selecting and investing in companies that play an active role in these transformations should lead to more resilient portfolios that generate higher long-term returns. Our investment recommendations in the digital globalisation space are labelled "b-Digital", those in the economic transition space "b-Transition" and those in the wellness space "b-Well". A given recommendation may fall under more than one theme, in which case it will carry the relevant matching labels.

## Offices & Branches

### Bordier & Cie Genève

Rue Rath 16  
CH-1204 Genève  
Case postale  
CH-1211 Genève 3  
T + 41 58 258 00 00  
F + 41 58 258 00 40

### Bordier & Cie Berne

Spitalgasse 40  
Case postale  
CH-3001 Berne  
T + 41 58 258 07 00  
F + 41 58 258 07 10

### Bordier & Cie Nyon

Rue de la Porcelaine 13  
CH-1260 Nyon  
Case postale 1045  
CH-1260 Nyon 1  
T + 41 58 258 07 50  
F + 41 58 258 07 70

### Bordier & Cie Zurich

Talstrasse 83  
CH-8001 Zürich  
T + 41 58 258 05 00  
F + 41 58 258 05 50

### Bordier & Cie (France) S.A.

1, rue François 1er  
75008 Paris – France  
T + 33 1 55 04 78 78  
F + 33 1 49 26 92 48

### Bordier & Cie (Uruguay) S.A.

Edificio Beta 3, oficina 102  
Zonamerica  
91600 Montevideo  
Uruguay  
T + 598 2 518 2700  
F + 598 2 518 2703

### Bordier & Cie (Singapore) Ltd

CapitaGreen #14-00  
138 Market Street  
Singapore 048946  
T + 65 6239 9999  
F + 65 6239 9998

### Bordier Bank (TCI) Ltd

Leeward Highway  
Caribbean Place  
Providenciales  
Turks and Caicos  
T + 1 649 946 45 35  
F + 1 649 946 45 40

This document has been issued for information purposes and is exclusively supplied by Bordier & Cie SCmA in the framework of an existing contractual relationship with the recipient of this document. The views and opinions contained in it are those of Bordier & Cie SCmA. Its contents may not be reproduced or redistributed by unauthorized persons. The user will be held liable for any unauthorized reproduction or circulation of this document, which may give rise to legal proceedings. All the information contained in it is provided for information only and should in no way be taken as investment, legal or tax advice provided to third parties. Furthermore, it is emphasized that the provisions of our legal information page are fully applicable to this document and namely provisions concerning the restrictions arising from different national laws and regulations. Consequently, Bordier Bank does namely not provide any investment services or advice to "US persons" as defined by the Securities and Exchange Commission rules. Furthermore, the information on our website – including the present document – is by no mean directed to such persons or entities.