

## Deutsche Telekom AG

## Europe Satellite\*

Recommended since 17.06.2022

28.03.2023



<b>Country</b> DE	<b>Market capitalization (bn)</b> EUR 108,5	<b>Perf. since reco. (%)</b>
<b>Sector</b> Telecommunications	<b>Free float</b> 64,7%	Deutsche Telekom AG 20,6
<b>Factset</b> DTE-DE	<b>Closing price</b> EUR 21,83	Sector -5,8
<b>ISIN</b> DE0005557508	<b>ESG Risk score*</b> 16,2 Low risk	



## Profile

Deutsche Telekom is one of the world's leading integrated telecoms firms. It provides fixed telecommunication services including voice, data, internet and TV over IP as well as mobile telecommunication services (voice and data) for residential and business customers. The group has 248m mobile customers, 26m fixed lines and 22m broadband customers. It generates 62.8% of its revenue in the US (T-Mobile – TMUS), 23% in Germany and 14.2% in other countries (mainly in Europe).

## Strengths/opportunities

- ⊕ T-Mobile/Sprint merger offers substantial economies of scale and cost savings
- ⊕ Superior revenue, EBITDA and FCF growth
- ⊕ Monetisation of towers

## Weaknesses/threats

- ⊖ Telefónica could provoke a more aggressive stance on pricing in Germany
- ⊖ The main threats are regulation and competition as well as growing capex/5G costs

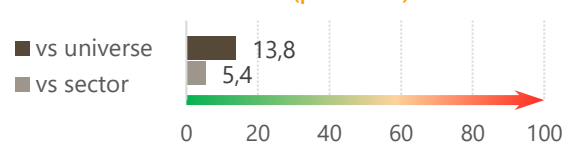
## Investment case

- ⊕ Deutsche Telekom offers an attractive combination: above-average European growth on the one hand and an opportunity in the US market with T-Mobile on the other. Operations in Europe continue to grow faster than their European peers thanks to the group's German business (which accounts for 70% of EBITDA excluding TMUS).
- ⊕ In the US, T-Mobile's fundamentals remain solid, with relatively low ARPU (which contributes to high pricing power), a strong position on spectrum coverage and an ability to penetrate rural areas and the business market. The merger with Sprint has boosted T-Mobile's scale and strengthened its position in the wideband spectrum, essential to 5G rollout. Consequently, the merger offers significant cost-cutting opportunities and will contribute to both top and bottom line growth.
- ⊕ As regards debt, management is fully committed to achieving its deleveraging target (a net debt/EBITDA ratio of 2.25-2.75x by end 2024). Thanks to EBITDA and FCF growth and the resilience of the group's US business, deleveraging efforts are not dependent on asset disposals.
- ⊕ Lastly, monetisation of the group's towers (potential: €20bn) could help lower the group's gearing and/or enable it to begin its buyback of T-Mobile shares earlier (2022 rather than 2023).
- ⊕ In terms of 2023 guidance, DT is targeting adjusted EBITDAaL > €36.6bn, FCF > €10bn and cash capex of €19bn (with capex set to peak in 2022). The ratio Net Debt/Ebitda should be between 2.8x-3.2x.

## Valuation

The share is trading at a discount of 15% on a fwd P/E basis (11.6x for DT vs. 13.7x for the EURO STOXX Telecommunications index) and 5% on an EV/EBITDA basis (6.3x vs. 6.6x for the index) despite its superior growth profile.

## ESG risk vs. universe &amp; sector (percentile)\*



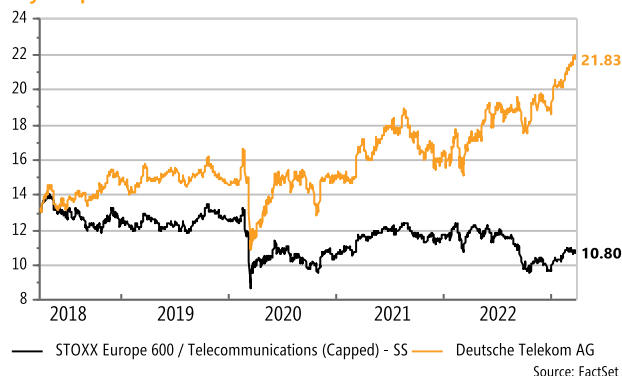
EUR	12/2022	2023e	2024e
Sales revenue (mio)	114 197	115 367	118 650
Sales growth	6,1%	1,0%	2,8%
EBIT adjusted (mio)	15 515	21 843	24 797
% of sales	13,6%	18,9%	20,9%
Net income (mio)	7 558	8 563	9 730
Net income growth	81,0%	13,3%	13,6%
FCF/Sales	16,9%	14,4%	16,3%
Net debt/Ebitda	3,5x	3,2x	3,0x
Dividend yield	3,2%	3,5%	4,0%
PE	11,6x	13,2x	11,6x
P/BV	1,9x	2,3x	2,3x

Factset estimates

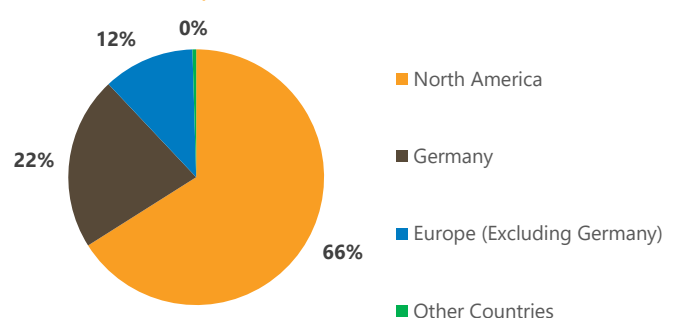
## ESG - risks and key points

- ⊕ Ranked low risk, DT, like its sector, is aiming for zero emissions.
- ⊕ M&A: governments may consider the sector strategic (if they are shareholders --> potential conflict of interest).
- ⊕ DT wants to improve its energy consumption, notably through the use of digital technology (smart metering, sustainable construction, data centres).

## 5-year performance vs sector



## Sales breakdown - 12/2022



\*: see overleaf

# Glossary

## Satellite

From 2015, B&Cie separates its investment recommendations into Core Holdings (higher organic growth potential, high free cash flow, ROCE in excess of the cost of capital and balance sheet efficiency throughout the cycle) and Satellite Recommendations, which do not meet the above criteria but are likely to outperform in the short-to-medium term.

## ESG Risk Score

At B&Cie, we take particular care to ensure that the companies in which we recommend investing are sustainable. Accordingly, our selection process takes account of risks relating to environmental, social and governance (ESG) issues. This approach is underpinned by research from Sustainalytics, the global leader in ESG and corporate governance analysis, whose methodology aims to identify major controversies and risks and assess a company's ESG risks relative to both its sector and the investment universe as a whole. The corresponding score is expressed as a percentile: the lower the overall risk score, the lower the risk within the investment universe.

## b-Digital, b-Transition & b-Well

Over and above the conventional geographical and sectoral approaches to asset management, at B&Cie we believe the world of tomorrow is being shaped by structural trends. We have identified three main megatrends: ongoing digital globalisation of the economy; economic transition, particularly in the energy sector; and the quest for wellness. We believe selecting and investing in companies that play an active role in these transformations should lead to more resilient portfolios that generate higher long-term returns. Our investment recommendations in the digital globalisation space are labelled "b-Digital", those in the economic transition space "b-Transition" and those in the wellness space "b-Well". A given recommendation may fall under more than one theme, in which case it will carry the relevant matching labels.

## Offices & Branches

### Bordier & Cie Genève

Rue Rath 16  
CH-1204 Genève  
Case postale  
CH-1211 Genève 3  
T + 41 58 258 00 00  
F + 41 58 258 00 40

### Bordier & Cie Berne

Spitalgasse 40  
Case postale  
CH-3001 Berne  
T + 41 58 258 07 00  
F + 41 58 258 07 10

### Bordier & Cie Nyon

Rue de la Porcelaine 13  
CH-1260 Nyon  
Case postale 1045  
CH-1260 Nyon 1  
T + 41 58 258 07 50  
F + 41 58 258 07 70

### Bordier & Cie Zurich

Talstrasse 83  
CH-8001 Zürich  
T + 41 58 258 05 00  
F + 41 58 258 05 50

### Bordier & Cie (France) S.A.

1, rue François 1er  
75008 Paris – France  
T + 33 1 55 04 78 78  
F + 33 1 49 26 92 48

### Bordier & Cie (Uruguay) S.A.

Edificio Beta 3, oficina 102  
Zonamerica  
91600 Montevideo  
Uruguay  
T + 598 2 518 2700  
F + 598 2 518 2703

### Bordier & Cie (Singapore) Ltd

CapitaGreen #14-00  
138 Market Street  
Singapore 048946  
T + 65 6239 9999  
F + 65 6239 9998

### Bordier Bank (TCI) Ltd

Leeward Highway  
Caribbean Place  
Providenciales  
Turks and Caicos  
T + 1 649 946 45 35  
F + 1 649 946 45 40

This document has been issued for information purposes and is exclusively supplied by Bordier & Cie SCmA in the framework of an existing contractual relationship with the recipient of this document. The views and opinions contained in it are those of Bordier & Cie SCmA. Its contents may not be reproduced or redistributed by unauthorized persons. The user will be held liable for any unauthorized reproduction or circulation of this document, which may give rise to legal proceedings. All the information contained in it is provided for information only and should in no way be taken as investment, legal or tax advice provided to third parties. Furthermore, it is emphasized that the provisions of our legal information page are fully applicable to this document and namely provisions concerning the restrictions arising from different national laws and regulations. Consequently, Bordier Bank does namely not provide any investment services or advice to "US persons" as defined by the Securities and Exchange Commission rules. Furthermore, the information on our website – including the present document – is by no mean directed to such persons or entities.