

## ASML Holding NV

## Europe Satellite\*

Recommended since 08.08.2013

28.03.2023



Country NL	Market capitalization (bn) EUR	242,5	Perf. since reco. (%)	
Sector Technology	Free float	99,0%	ASML Holding NV	783,4
Factset ASML-NL	Closing price EUR	605,20	Sector	157,9
ISIN NL0010273215	ESG Risk score*	11,1 Low risk		



## Profile

Since its foundation in 1984, ASML has rapidly become the market leader in lithography (chip-etching machines) for the semiconductor industry with an overall market share of around 90%. The only real competitors are the Japanese companies Canon and Nikon, which mainly cover their domestic market. With the acquisition of Cymer (a company specializing in laser technology) in 2013, HMI (metrology) in 2016 and 24.9% of Carl Zeiss SMT (optics) in 2017, ASML has strengthened its sources of supply and developed extreme ultraviolet lithography (EUV) machines. ASML is the only one to master this technology. Head office: Veldhoven (the Netherlands). ~25k employees.

## Strengths/opportunities

- A leading technology company with a dominant market share.
- Monopoly with the supply of EUV lithography machines.
- EUV adoption in progress. Next generation under consideration.
- A holistic approach (machines plus services): Higher average

## Weaknesses/threats

- Dependence on a few key component suppliers.
- High exposure to the semiconductor cycle.
- Today's lithography is approaching its physical limits.
- Technological developments and new entrants.

## Investment case

- With the release of results for the fourth-quarter of 2022, ASML still shows a good momentum on the order taking and sales execution despite the pandemic and the US-China technology trade "war", which have caused a little delay in production and revenue recording. The gross margin is under pressure due to the supply chain at risk and inflation (shortage of some chips, transportation costs, salaries, etc.), ASML targets 49.5% (vs 52% est.). The sales of the first-quarter 2023 expect a turnover between €6.1-6.5 billion and ASML is in phase to reach a turnover of 26 billion in 2025, the best case scenario.
- On the technological level, its mastery of the EUV and the acceleration of its uptake by its large customers (manufacturers of integrated semiconductors such as Intel or Samsung, or foundries such as TSMC, manufacturers of DRAM/logic memories, etc.) ensures solid profit growth for the coming years. ASML is already working on the next generation of high numerical aperture (high-NA) EUV lithography machines, with an emphasis on advanced systems and the adoption of software for computational lithography, which will allow unit selling prices (ASP) to be increased.
- With a history of unrivalled technological domination in the equipment segment for the semiconductor industry, ASML benefits from the strong structural trends underlying the evolution of this industry (5G, Internet of Things (IoT), smart cities, connected cars). Finally, ASML has a solid financial structure (with a cash-flow of EUR 7.3 billion at the end of December). The Group continues to generate cash-flow.

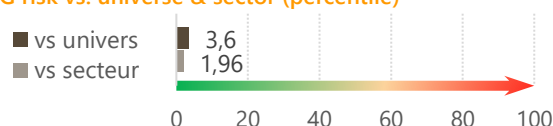
## Valuation

With the recent decline, the stock remains relatively expensive (PER 2023e of 33x for 2022e and 26.2x for 2023e). The valuation level is justified by the specificity and growth of the Group. In terms of PEG, the level remains very moderate (1.4x on average).

EUR	12/2022	2023e	2024e
Sales revenue (mio)	21 173	26 310	29 800
Sales growth	13,8%	24,3%	13,3%
EBIT adjusted (mio)	6 501	8 463	10 448
% of sales	30,7%	32,2%	35,1%
Net income (mio)	5 624	7 253	8 853
Net income growth	-4,4%	29,0%	22,1%
FCF/Sales	34,0%	21,8%	25,2%
Net debt/Ebitda	-0,4x	-0,3x	-0,3x
Dividend yield	1,0%	1,0%	1,3%
PE	35,6x	32,6x	26,2x
P/BV	27,6x	23,2x	18,5x

Factset estimates

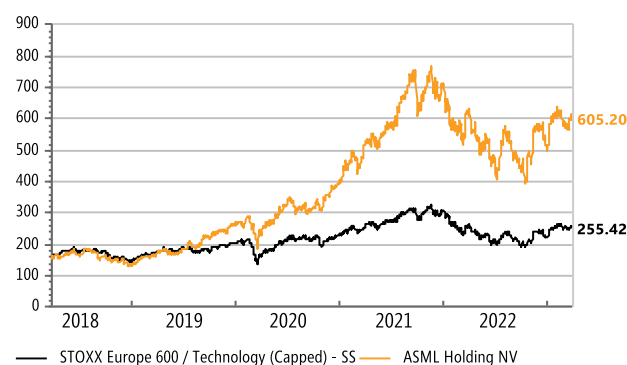
## ESG risk vs. universe &amp; sector (percentile)\*



## ESG - risks and key points

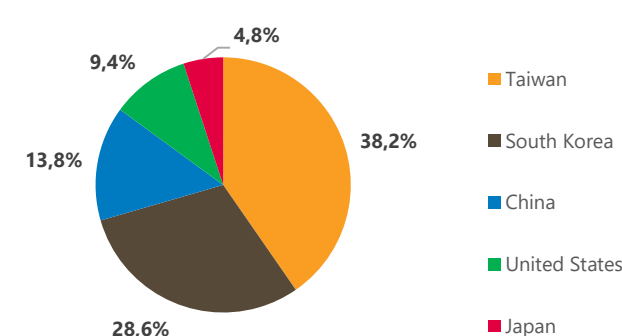
- ASML is well rated (low risk). No controversies at present.
- Human resources: R&D and advanced technology imply training and retention efforts. LGBTI efforts (Pink ASML Network).
- Emissions and waste: Use of chemicals subject to regulation. Recycling efforts and waste reduction.
- Product governance: The Group's machines contribute to the improvement of production processes in the semiconductor industry. Very high-quality standards.

## 5-year performance vs sector



Source: FactSet

## Sales breakdown - 12/2022



\*: see overleaf

Source: Factset, Sustainalytics

# Glossary

## Satellite

From 2015, B&Cie separates its investment recommendations into Core Holdings (higher organic growth potential, high free cash flow, ROCE in excess of the cost of capital and balance sheet efficiency throughout the cycle) and Satellite Recommendations, which do not meet the above criteria but are likely to outperform in the short-to-medium term.

## ESG Risk Score

At B&Cie, we take particular care to ensure that the companies in which we recommend investing are sustainable. Accordingly, our selection process takes account of risks relating to environmental, social and governance (ESG) issues. This approach is underpinned by research from Sustainalytics, the global leader in ESG and corporate governance analysis, whose methodology aims to identify major controversies and risks and assess a company's ESG risks relative to both its sector and the investment universe as a whole. The corresponding score is expressed as a percentile: the lower the overall risk score, the lower the risk within the investment universe.

## b-Digital, b-Transition & b-Well

Over and above the conventional geographical and sectoral approaches to asset management, at B&Cie we believe the world of tomorrow is being shaped by structural trends. We have identified three main megatrends: ongoing digital globalisation of the economy; economic transition, particularly in the energy sector; and the quest for wellness. We believe selecting and investing in companies that play an active role in these transformations should lead to more resilient portfolios that generate higher long-term returns. Our investment recommendations in the digital globalisation space are labelled "b-Digital", those in the economic transition space "b-Transition" and those in the wellness space "b-Well". A given recommendation may fall under more than one theme, in which case it will carry the relevant matching labels.

## Offices & Branches

### Bordier & Cie Genève

Rue Rath 16  
CH-1204 Genève  
Case postale  
CH-1211 Genève 3  
T + 41 58 258 00 00  
F + 41 58 258 00 40

### Bordier & Cie Berne

Spitalgasse 40  
Case postale  
CH-3001 Berne  
T + 41 58 258 07 00  
F + 41 58 258 07 10

### Bordier & Cie Nyon

Rue de la Porcelaine 13  
CH-1260 Nyon  
Case postale 1045  
CH-1260 Nyon 1  
T + 41 58 258 07 50  
F + 41 58 258 07 70

### Bordier & Cie Zurich

Talstrasse 83  
CH-8001 Zürich  
T + 41 58 258 05 00  
F + 41 58 258 05 50

### Bordier & Cie (France) S.A.

1, rue François 1er  
75008 Paris – France  
T + 33 1 55 04 78 78  
F + 33 1 49 26 92 48

### Bordier & Cie (Uruguay) S.A.

Edificio Beta 3, oficina 102  
Zonamerica  
91600 Montevideo  
Uruguay  
T + 598 2 518 2700  
F + 598 2 518 2703

### Bordier & Cie (Singapore) Ltd

CapitaGreen #14-00  
138 Market Street  
Singapore 048946  
T + 65 6239 9999  
F + 65 6239 9998

### Bordier Bank (TCI) Ltd

Leeward Highway  
Caribbean Place  
Providenciales  
Turks and Caicos  
T + 1 649 946 45 35  
F + 1 649 946 45 40

This document has been issued for information purposes and is exclusively supplied by Bordier & Cie SCmA in the framework of an existing contractual relationship with the recipient of this document. The views and opinions contained in it are those of Bordier & Cie SCmA. Its contents may not be reproduced or redistributed by unauthorized persons. The user will be held liable for any unauthorized reproduction or circulation of this document, which may give rise to legal proceedings. All the information contained in it is provided for information only and should in no way be taken as investment, legal or tax advice provided to third parties. Furthermore, it is emphasized that the provisions of our legal information page are fully applicable to this document and namely provisions concerning the restrictions arising from different national laws and regulations. Consequently, Bordier Bank does namely not provide any investment services or advice to "US persons" as defined by the Securities and Exchange Commission rules. Furthermore, the information on our website – including the present document – is by no mean directed to such persons or entities.