

## Swiss convictions Bern

Recommended since 06.11.2020

26.03.2024



<b>Country</b> CH	<b>Market capitalization (bn)</b> CHF 7.1	<b>Perf. since reco. (%)</b>
<b>Sector</b> Utilities	<b>Free float</b> 37.3%	BKW AG 40.7
<b>Factset</b> BKW-CH	<b>Closing price</b> CHF 134.90	Market 8.5
<b>ISIN</b> CH0130293662	<b>ESG Risk score*</b> 39.8 High risk	

### Profile

BKW AG specialises in the production and sale of electricity, transmission of electricity and related engineering services. It operates through the following three divisions: Energy, Grid and Services. The Energy division focuses on generation and sale of electricity to its end consumers and distribution partners, and on the wholesale market; it also supplies energy for production of heat. The Grid division encompasses all grid-related activities and generates income through grid usage fees. The Services division provides: engineering planning and consulting services for energy, infrastructure and environmental projects; integrated services in the area of building technology; and construction, servicing and maintenance of energy, telecommunications, transport and water networks. BKW was founded in 1898 and is headquartered in Berne (Switzerland).

### Strengths/opportunities

- With its strong market share (over 30%), BKW plays a dominant role in the Swiss electricity market (bundled end customers).
- With its three divisions (Energy; Grid; Services for buildings and infrastructure), BKW is excellently diversified.

### Weaknesses/threats

- Pricing pressure in the building services business on the increase.
- Dependence on energy policy decisions.
- Majority of shares in public ownership.
- Acquisition policy mops up too much management capacity.

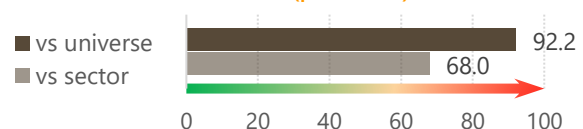
### Investment case

- BKW generates operating cash flow with high visibility, with this strong cash generation outweighing investments and dividend payments.
- Acquisitions made since 2019 are quickening the pace of growth, as evidenced in last year's figures.
- BKW's management consequently upgrades its outlook for the coming years: recovery in BKW's Infra Services solutions with major projects in the pipeline (Tesla Gigafactory in Berlin, commercial and office building in Düsseldorf, and new labs at Lonza's Bio Park in Visp).
- BKW stands to benefit from increased hedging prices for electricity since 2016. Thanks to its acquisition of numerous service companies and regulated businesses, it is also well positioned to cope in an environment of lower electricity sales. This mix makes the shares worth buying.

### Valuation

We expect another strong result in the Energy division in the coming years and see an improvement in the Services division thanks to additional measures. The Grids division is expected to deliver another solid result. We see a target price of CHF 160.00.

### ESG risk vs. universe & sector (percentile)\*



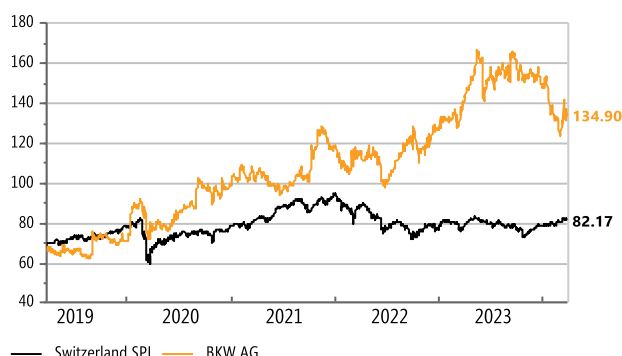
CHF	12/2023	2024e	2025e
Sales revenue (bn)	4 598	4 747	4 981
Sales growth	-9.2%	3.2%	4.9%
EBIT adjusted (bn)	620	645	716
% of sales	13.5%	13.6%	14.4%
Net income (bn)	488	456	502
Net income growth	-11.3%	-6.6%	10.1%
FCF/Sales	2.5%	4.0%	4.6%
Net debt/Ebitda	1.1x	1.1x	0.9x
Dividend yield	2.5%	2.6%	2.8%
PE	16.2x	16.0x	14.3x
P/BV	1.5x	1.4x	1.3x

Factset estimates

### ESG - risks and key points

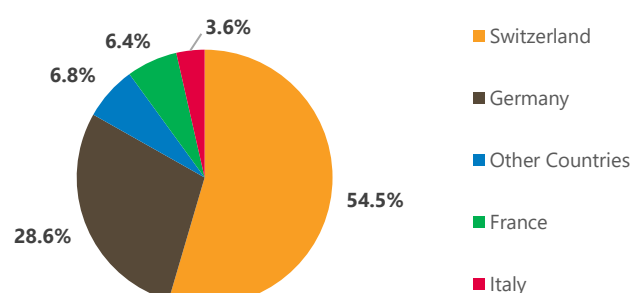
- We view the company as being at severe risk of major financial impact driven by ESG factors.
- BKW's disclosure is very poor, signalling inadequate accountability to investors and the public.
- However, the company has not been implicated in any significant ESG-related controversies.

### 5-year performance vs SPI



Source: FactSet

### Sales breakdown - 12/2022



\*: see overleaf

Source: Factset, Sustainalytics

# Glossary

## Satellite

From 2015, B&Cie separates its investment recommendations into Core Holdings (higher organic growth potential, high free cash flow, ROCE in excess of the cost of capital and balance sheet efficiency throughout the cycle) and Satellite Recommendations, which do not meet the above criteria but are likely to outperform in the short-to-medium term.

## ESG Risk Score

At B&Cie, we take particular care to ensure that the companies in which we recommend investing are sustainable. Accordingly, our selection process takes account of risks relating to environmental, social and governance (ESG) issues. This approach is underpinned by research from Sustainalytics, the global leader in ESG and corporate governance analysis, whose methodology aims to identify major controversies and risks and assess a company's ESG risks relative to both its sector and the investment universe as a whole. The corresponding score is expressed as a percentile: the lower the overall risk score, the lower the risk within the investment universe.

## b-Digital, b-Transition & b-Well

Over and above the conventional geographical and sectoral approaches to asset management, at B&Cie we believe the world of tomorrow is being shaped by structural trends. We have identified three main megatrends: ongoing digital globalisation of the economy; economic transition, particularly in the energy sector; and the quest for wellness. We believe selecting and investing in companies that play an active role in these transformations should lead to more resilient portfolios that generate higher long-term returns. Our investment recommendations in the digital globalisation space are labelled "b-Digital", those in the economic transition space "b-Transition" and those in the wellness space "b-Well". A given recommendation may fall under more than one theme, in which case it will carry the relevant matching labels.

## Offices & Branches

### Bordier & Cie Genève

Rue Rath 16  
CH-1204 Genève  
Case postale  
CH-1211 Genève 3  
T + 41 58 258 00 00  
F + 41 58 258 00 40

### Bordier & Cie Berne

Spitalgasse 40  
Case postale  
CH-3001 Berne  
T + 41 58 258 07 00  
F + 41 58 258 07 10

### Bordier & Cie Nyon

Rue de la Porcelaine 13  
CH-1260 Nyon  
Case postale 1045  
CH-1260 Nyon 1  
T + 41 58 258 07 50  
F + 41 58 258 07 70

### Bordier & Cie Zurich

Talstrasse 83  
CH-8001 Zürich  
T + 41 58 258 05 00  
F + 41 58 258 05 50

### Bordier & Cie (France) S.A.

1, rue François 1er  
75008 Paris – France  
T + 33 1 55 04 78 78  
F + 33 1 49 26 92 48

### Bordier & Cie (Uruguay) S.A.

Edificio Beta 3, oficina 102  
Zonamerica  
91600 Montevideo  
Uruguay  
T + 598 2 518 2700  
F + 598 2 518 2703

### Bordier & Cie (Singapore) Ltd

CapitaGreen #14-00  
138 Market Street  
Singapore 048946  
T + 65 6239 9999  
F + 65 6239 9998

### Bordier Bank (TCI) Ltd

Leeward Highway  
Caribbean Place  
Providenciales  
Turks and Caicos  
T + 1 649 946 45 35  
F + 1 649 946 45 40

This document has been issued for information purposes and is exclusively supplied by Bordier & Cie SCmA in the framework of an existing contractual relationship with the recipient of this document. The views and opinions contained in it are those of Bordier & Cie SCmA. Its contents may not be reproduced or redistributed by unauthorized persons. The user will be held liable for any unauthorized reproduction or circulation of this document, which may give rise to legal proceedings. All the information contained in it is provided for information only and should in no way be taken as investment, legal or tax advice provided to third parties. Furthermore, it is emphasized that the provisions of our legal information page are fully applicable to this document and namely provisions concerning the restrictions arising from different national laws and regulations. Consequently, Bordier Bank does namely not provide any investment services or advice to "US persons" as defined by the Securities and Exchange Commission rules. Furthermore, the information on our website – including the present document – is by no mean directed to such persons or entities.