

Country CH	Market capitalization (bn) CHF 5.6	Perf. since reco. (%)
Sector Industrial Goods & Services	Free float 94.4%	Georg Fischer AG 41.2
Factset GF-CH	Closing price CHF 68.40	Market 16.2
ISIN CH1169151003	ESG Risk score* 23.3 Medium risk	

Profile

Founded in 1802, Georg Fischer (GF+) is a global diversified industrial corporation providing solutions for the safe transportation of water and gas, automotive safety, energy efficiency, aerospace and high-precision components manufacturing. It operates through the following business segments: GF Piping Systems (48% of sales), GF Casting Solutions (26%), and GF Machining Solutions (26%). GF+ is present in 33 countries and has more than 15,000 employees.

Strengths/opportunities

- Well positioned to benefit from the trend towards lightweight casting components in vehicles (energy efficiency).
- Secular growth in water treatment (piping).
- Strong balance sheet.

Weaknesses/threats

- Still large (cyclical) exposure to the automotive sector (25% of sales).
- Sensitivity to raw material costs.
- High cyclicality of the majority of end customers (capital goods).

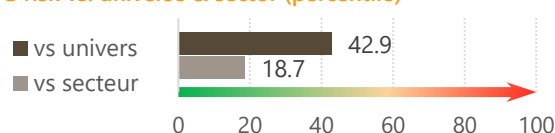
Investment case

- GF+ continues to refocus on more profitable activities with higher margins, to the detriment of the automotive sector. The Piping Systems segment, for example, benefits from a solid momentum in the long term, with new, better-marketed products (data centre cooling systems) and structurally growing end markets. GF+ has become a key player in the field of water supply and treatment.
- At the same time, management has withdrawn from its unprofitable and resource-intensive steel foundries.
- CapEx cycle coming to an end -> gradual recovery of margins.
- The group is sensitive to raw material prices, but these have calmed down and GF+ demonstrates solid pricing power.
- For 2024, management is forecasting a return to organic growth and an EBIT margin of 10-12%.
- In the medium term (2025), and logically after the acquisition of Uponor, the sales target has been raised to CHF 5.5 bn, and the EBIT margin has been increased by one point to 10-12%.

Valuation

GF+ is currently trading in line with its 5-year average based on normalized 2023^e earnings and book value. This is an attractive price for a restructuring story underway.

ESG risk vs. universe & sector (percentile)*



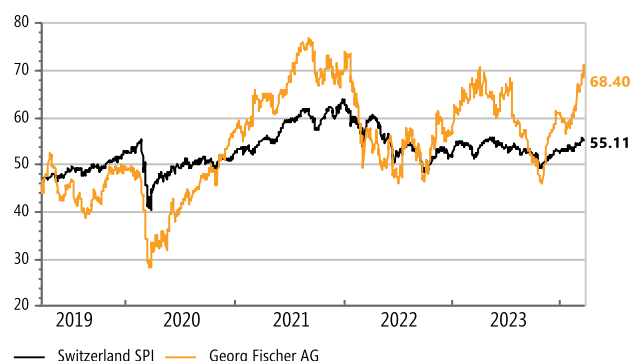
CHF	12/2023	2024e	2025e
Sales revenue (mio)	4 026	4 923	5 137
Sales growth	0.7%	22.3%	4.4%
EBIT adjusted (mio)	336	479	528
% of sales	8.3%	9.7%	10.3%
Net income (mio)	235	308	349
Net income growth	-14.9%	31.0%	13.4%
FCF/Sales	3.8%	5.2%	6.0%
Net debt/Ebitda	4.1x	2.3x	1.9x
Dividend yield	1.9%	2.0%	2.3%
PE	21.3x	18.0x	16.0x
P/BV	#N/A	4.1x	3.5x

Factset estimates

ESG - risks and key points

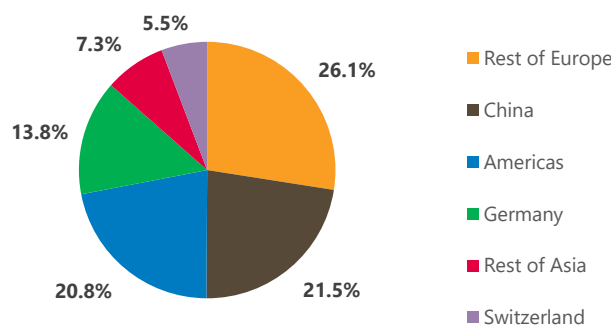
- GF+ presents a low risk in terms of product governance. The machine tools and components supplied by GF+ are reputed to be of high quality.
- The Group depends on a skilled workforce that needs to be cared for. However, GF+ falls short of best practice in this area.
- The company manages ethical risk on average: anti-competition and anti-corruption measures.

5-year performance vs SPI



Source: FactSet

Sales breakdown - 12/2023



Glossary

Satellite

From 2015, B&Cie separates its investment recommendations into Core Holdings (higher organic growth potential, high free cash flow, ROCE in excess of the cost of capital and balance sheet efficiency throughout the cycle) and Satellite Recommendations, which do not meet the above criteria but are likely to outperform in the short-to-medium term.

ESG Risk Score

At B&Cie, we take particular care to ensure that the companies in which we recommend investing are sustainable. Accordingly, our selection process takes account of risks relating to environmental, social and governance (ESG) issues. This approach is underpinned by research from Sustainalytics, the global leader in ESG and corporate governance analysis, whose methodology aims to identify major controversies and risks and assess a company's ESG risks relative to both its sector and the investment universe as a whole. The corresponding score is expressed as a percentile: the lower the overall risk score, the lower the risk within the investment universe.

b-Digital, b-Transition & b-Well

Over and above the conventional geographical and sectoral approaches to asset management, at B&Cie we believe the world of tomorrow is being shaped by structural trends. We have identified three main megatrends: ongoing digital globalisation of the economy; economic transition, particularly in the energy sector; and the quest for wellness. We believe selecting and investing in companies that play an active role in these transformations should lead to more resilient portfolios that generate higher long-term returns. Our investment recommendations in the digital globalisation space are labelled "b-Digital", those in the economic transition space "b-Transition" and those in the wellness space "b-Well". A given recommendation may fall under more than one theme, in which case it will carry the relevant matching labels.

Offices & Branches

Bordier & Cie Genève

Rue Rath 16
CH-1204 Genève
Case postale
CH-1211 Genève 3
T + 41 58 258 00 00
F + 41 58 258 00 40

Bordier & Cie Berne

Spitalgasse 40
Case postale
CH-3001 Berne
T + 41 58 258 07 00
F + 41 58 258 07 10

Bordier & Cie Nyon

Rue de la Porcelaine 13
CH-1260 Nyon
Case postale 1045
CH-1260 Nyon 1
T + 41 58 258 07 50
F + 41 58 258 07 70

Bordier & Cie Zurich

Talstrasse 83
CH-8001 Zürich
T + 41 58 258 05 00
F + 41 58 258 05 50

Bordier & Cie (France) S.A.

1, rue François 1er
75008 Paris – France
T + 33 1 55 04 78 78
F + 33 1 49 26 92 48

Bordier & Cie (Uruguay) S.A.

Edificio Beta 3, oficina 102
Zonamerica
91600 Montevideo
Uruguay
T + 598 2 518 2700
F + 598 2 518 2703

Bordier & Cie (Singapore) Ltd

CapitaGreen #14-00
138 Market Street
Singapore 048946
T + 65 6239 9999
F + 65 6239 9998

Bordier Bank (TCI) Ltd

Leeward Highway
Caribbean Place
Providenciales
Turks and Caicos
T + 1 649 946 45 35
F + 1 649 946 45 40

This document has been issued for information purposes and is exclusively supplied by Bordier & Cie SCmA in the framework of an existing contractual relationship with the recipient of this document. The views and opinions contained in it are those of Bordier & Cie SCmA. Its contents may not be reproduced or redistributed by unauthorized persons. The user will be held liable for any unauthorized reproduction or circulation of this document, which may give rise to legal proceedings. All the information contained in it is provided for information only and should in no way be taken as investment, legal or tax advice provided to third parties. Furthermore, it is emphasized that the provisions of our legal information page are fully applicable to this document and namely provisions concerning the restrictions arising from different national laws and regulations. Consequently, Bordier Bank does namely not provide any investment services or advice to "US persons" as defined by the Securities and Exchange Commission rules. Furthermore, the information on our website – including the present document – is by no mean directed to such persons or entities.